

Introduction

For the Philadelphia, Pennsylvania August 2020 cost comparison it was decided to use union wages based on the local construction climate. The reader is referred to the *Study, initial Cost of Construction, Multi-Residential Structures, October 2017* original report for a complete discussion on study design and methodology. This study was again visited in May 2021 after determining that the insurance industry has recognized a relative risk differential between wood construction materials and the other materials used in this study. This differential in risk is reflected in the builder risk insurance costs. The extent of the current re-visit was to adjust the builder risk costs associated with the construction project. The builders risk insurance costs have been applied based on recognized building construction type, and June 2022 insurance rates.

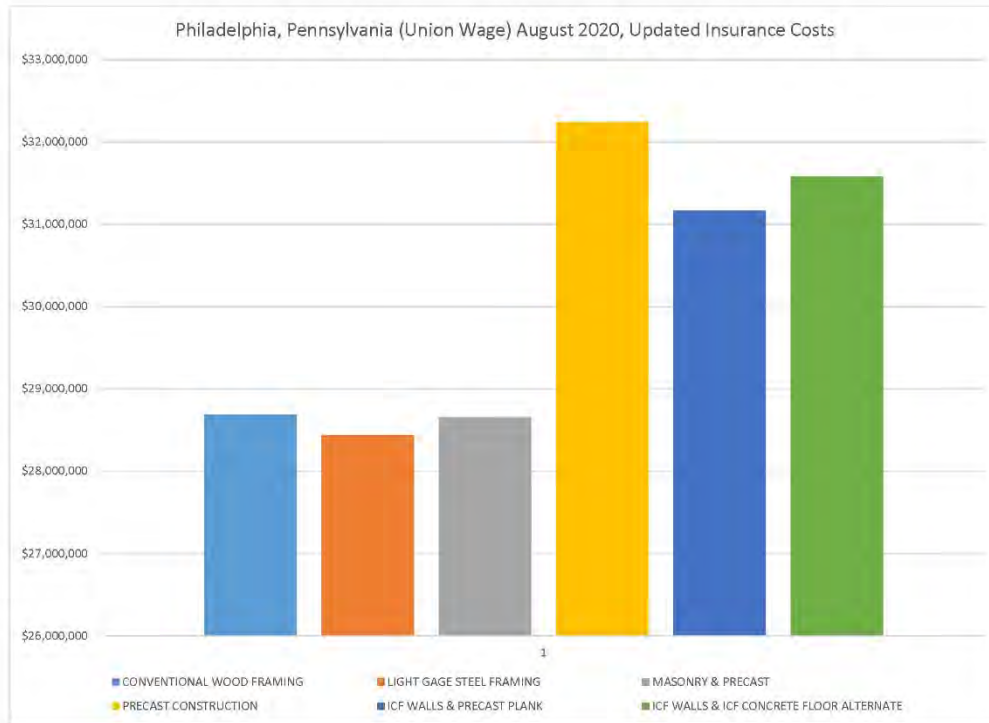
Study Results and Discussion

The results of the construction cost study for each geographic location are presented in the following tables. The relative cost presented is a percentage of the conventional wood frame system.

Philadelphia, Pennsylvania

Philadelphia, Pennsylvania - August 2020 / Insurance 2022				
Union Wage				
Building System	Insurance Cost	Construction Cost	Cost/Sq Ft	Relative Cost
CONVENTIONAL WOOD FRAMING	\$ 214,115	\$ 28,716,552	\$ 297.27	100
LIGHT GAGE STEEL FRAMING	\$ 116,469	\$ 28,366,353	\$ 293.65	99
MASONRY & PRECAST	\$ 88,929	\$ 28,636,811	\$ 296.45	100
PRECAST CONSTRUCTION	\$ 100,041	\$ 32,215,248	\$ 333.49	112
ICF WALLS & PRECAST PLANK	\$ 128,004	\$ 31,175,726	\$ 322.73	109
ICF WALLS & ICF CONCRETE FLOOR ALTERNATE	\$ 129,703	\$ 31,589,529	\$ 327.01	110

The least expensive system is the light gage steel framing system. The relative cost of the most expensive framing system, the precast concrete wall system with precast concrete floor system is 13.6 percent higher. The load bearing masonry wall system with precast concrete plank floor system compares very favorably with the light gage steel framing system with an increased cost of 0.95 percent, and is 0.28percent lower than the conventional wood frame system.



In addition to the initial cost of construction, lifecycle cost is effected by the building construction type. While this is very difficult to quantify for maintenance costs, overall and material performance level over time, it is being acknowledged by the insurance industry. Keeping in mind that the property insurance cost is greatly affected by many external factors, and is highly dependent on the building occupancy type, there is a recognized difference in the property insurance based on the construction materials and thus recognized construction type. The following table presents the builder's risk insurance cost, the initial cost of construction, the building insurance cost, and the cost of insuring the building for ten (10) years. The costs are compared using the conventional wood framed system as the baseline in the "relative cost" evaluation.

Philadelphia, Pennsylvania - August 2020 / Insurance 2022						
Union Wage Building System	Builders Risk Insurance Cost	Construction Cost	Property Insurance Annual Cost	Total 10 Year Cost	Relative Cost	
CONVENTIONAL WOOD FRAMING	\$ 214,115	\$ 28,716,552	\$ 103,379.59	\$ 29,750,347.87	100	
LIGHT GAGE STEEL FRAMING	\$ 116,469	\$ 28,366,353	\$ 34,039.62	\$ 28,706,749.24	96	
MASONRY & PRECAST	\$ 88,929	\$ 28,636,811	\$ 22,909.45	\$ 28,865,905.49	97	
PRECAST CONSTRUCTION	\$ 100,041	\$ 32,215,248	\$ 25,772.20	\$ 32,472,969.98	109	
ICF WALLS & PRECAST PLANK	\$ 128,004	\$ 31,175,726	\$ 37,410.87	\$ 31,549,834.71	106	
ICF WALLS & ICF CONCRETE FLOOR ALTERNATE	\$ 129,703	\$ 31,589,529	\$ 37,907.43	\$ 31,968,603.35	107	

Note: Total 10 year cost includes construction cost and 10 years of property insurance premiums

The light gage metal stud system least expensive system initially, with this system and the load bearing masonry wall system with precast concrete plank floor system being lower initial cost than the light wood frame system. When you consider the on-going insurance premiums these two systems become more favorable when compared with the light wood frame system. This reinforces the benefits of the resilient, non-combustible, fire-resistive construction methods.

Study Conclusions and Recommendations

Based on the construction cost estimates prepared by Mr. Maholtz, the cost associated with using a compartmentalized construction method utilizing a concrete based construction material was very favorable with light weight conventional wood frame construction cost and light gage steel framing construction cost. All of the concrete based construction systems were within a 13.6 percent increase over the light gage steel framing construction system. In many cases this amount can be partially offset by the contingency budget typically recommended for the owner to carry for unanticipated expenditures during the project.

The minimal increase in construction cost can also help pay for itself over the life of the structure. Materials like concrete masonry, precast concrete, and cast-in-place concrete have many other advantages beyond their inherent fire performance including resistance to mold growth, resistance to damage from vandalism, and minimal damage caused by water and fire in the event of a fire in the building. In many cases, with this type of construction the damage outside of the fire compartment is minimal. This provides for reduced cleanup costs and quicker reoccupation of the structure.

The recognition of the advantages of non-combustible, and fire-resistive cement based construction is reinforced by the insurance industry through a large reduction in builders risk insurance rates, and a large reduction in the on-going building insurance rates paid by the building owners.


Based on the results of this study, we recommend that a similar study be undertaken to evaluate use of similar construction techniques and their associated construction cost impact on other typical building types like, schools, retail establishments, and commercial office buildings.

STUDY

Impact of Construction Type on Cost of Construction and Building Insurance Cost


MULTI-RESIDENTIAL STRUCTURES

BALANCED DESIGN
COMPARTMENTATION



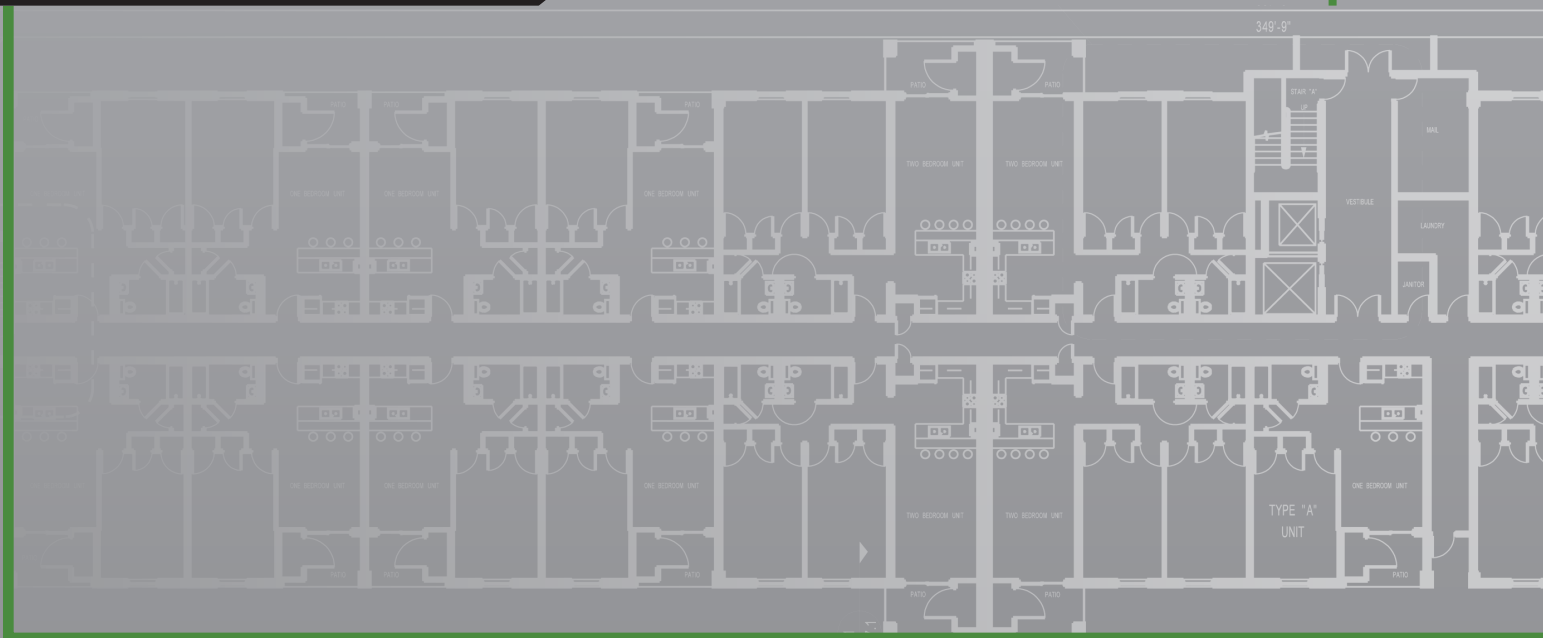
DETECTION

SUPPRESSION



**Pennsylvania Concrete
Masonry Association**

813 Chestnut Street
Lebanon, PA 17042
717.279.6346 • Fax: 717.272.5147
jboyer@pacma.com
www.pacma.com



FOR INFORMATION CONTACT:

Pennsylvania Concrete Masonry Association • PACMA.COM

Email: jboyer@pacma.com • Phone: 717.279.6346

813 Chestnut Street • Lebanon, PA 17042

This study may not be reproduced in any form or by any means without prior written permission of the owner.